

NATIONAL RETAIL REPORT

CANADA | November 2023



2022
GDP Growth
3.8%

2023F
GDP Growth
1.0%
Forecast

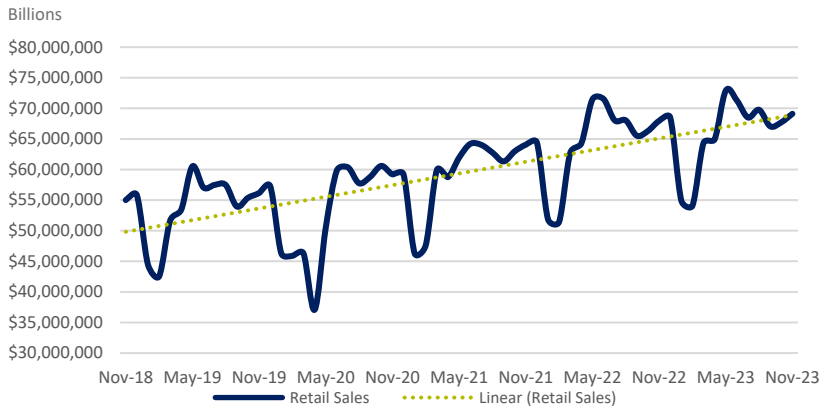
Unemployment Rate
5.0%
December 2022

5.8%
December 2023

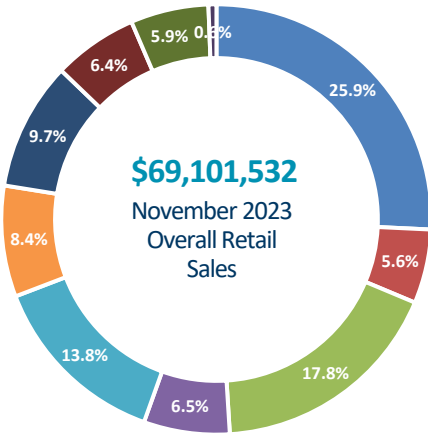
Retail Sales
\$67.9B
November 2022

\$69.1B
November 2023

Overall Canadian Retail Sales November 2018– November 2023



Retail Sales by Major Sector November 2023

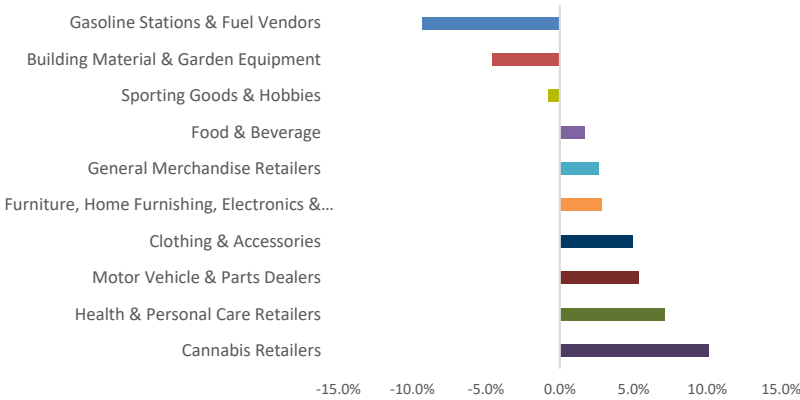


- Motor Vehicle & Parts Dealers
- Building Material & Garden Equipment
- Food & Beverage
- Furniture, Home Furnishing, Electronics & Appliances
- General Merchandise Retailers
- Health & Personal Care Retailers
- Gasoline Stations & Fuel Vendors
- Clothing & Accessories
- Sporting Goods & Hobbies
- Cannabis Retailers

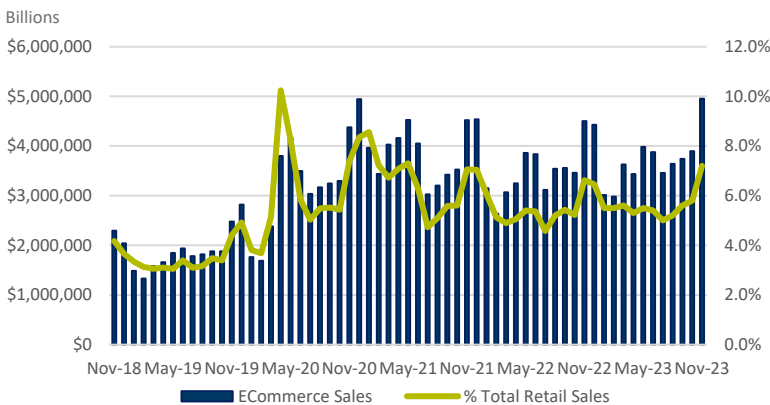
Overall Retail Sales YOY% Nov. 2022 vs. Nov. 2023

VANCOUVER \$4.8B Nov. 2023 Sales	4.0% YOY % Change
CALGARY \$2.8B Nov. 2023 Sales	4.0% YOY % Change
EDMONTON \$2.9B Nov. 2023 Sales	1.1% YOY % Change
WINNIPEG \$1.5B Nov. 2023 Sales	-0.4% YOY % Change
TORONTO \$12.2B Nov. 2023 Sales	2.6% YOY % Change
OTTAWA \$2.3B Nov. 2023 Sales	6.8% YOY % Change
MONTREAL \$7.9B Nov. 2023 Sales	5.8% YOY % Change

Year-Over-Year Retail Sales % Change by Sector (November 2022 vs. November 2023)



Canadian E-commerce Sales* November 2018 – November 2023



*Represents Sales from Canadian Retailers Only

For more information, please contact:

Kristina Bowman
Senior Manager of Research
416 359 2419
kristina.bowman@cushwake.com

©2024 Cushman & Wakefield. The information contained within this report is gathered from multiple sources believed to be reliable. The information may contain errors or omissions and is presented without any warranty or representations as to its accuracy.